

EngageWR

Form Results Summary

Sep 08, 2025 - Nov 27, 2025

Project: Property Standards and Lot Maintenance By-law Review **Form:**

Property Standards & Lot Maintenance By-law Review Survey **Tool Type:**

Form

Activity ID: 478

Exported: Dec 01, 2025, 09:58 AM

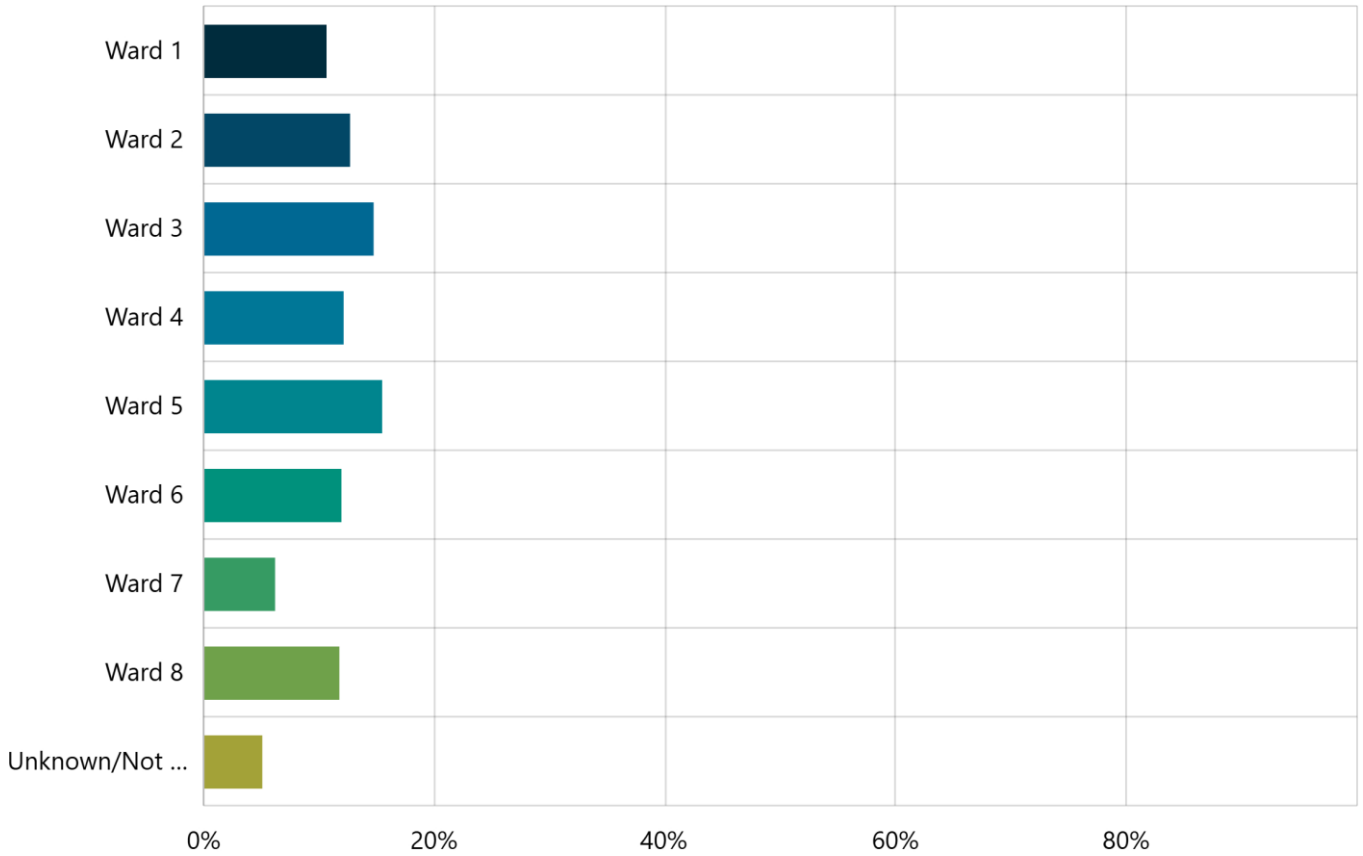
Exported By: sandhur

Filter By: No filters applied.

Contribution Summary

1. Which ward do you live, work, own, or manage property in? Required

Select Box | Skipped: 3 | Answered: 539 (99.4%)

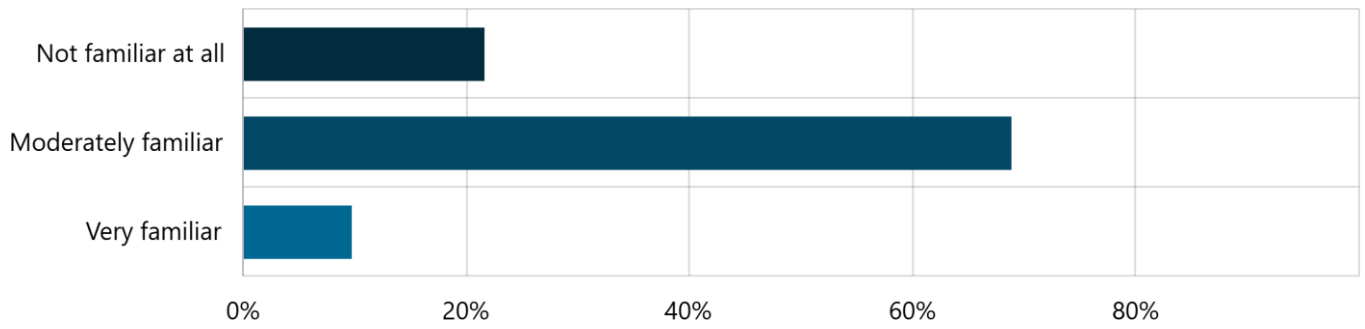


Answer choices	Percent	Count
Ward 1	10.58%	57
Ward 2	12.62%	68
Ward 3	14.66%	79
Ward 4	12.06%	65
Ward 5	15.40%	83
Ward 6	11.87%	64
Ward 7	6.12%	33

Ward 8	11.69%	63
Unknown/Not applicable	5.01%	27
Total	100.00%	539

2. How familiar are you with the City's Property Standards By-law? Required

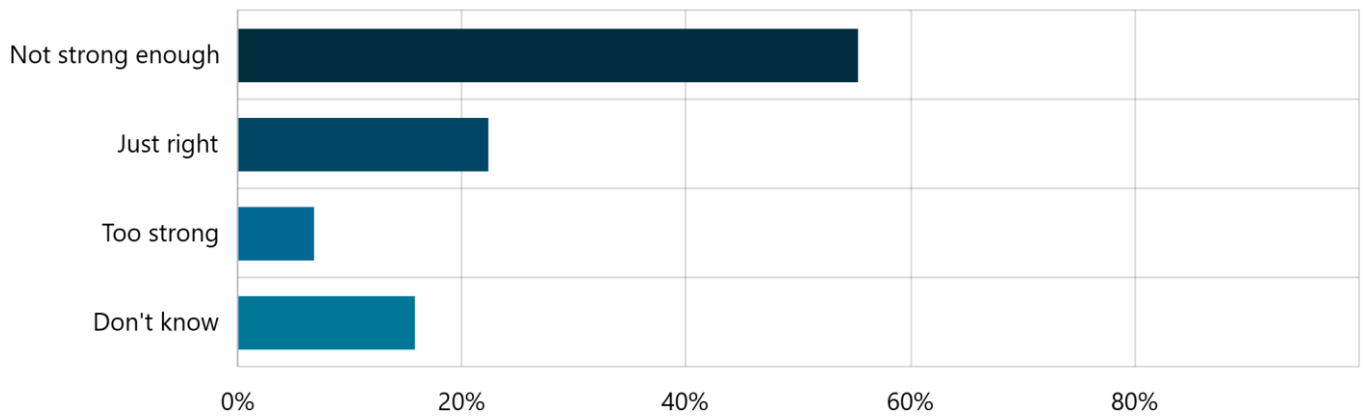
Select Box | Skipped: 4 | Answered: 538 (99.3%)



Answer choices	Percent	Count
Not familiar at all	21.56%	116
Moderately familiar	68.77%	370
Very familiar	9.67%	52
Total	100.00%	538

3. In your opinion, the regulations in the Property Standards By-law are: Required

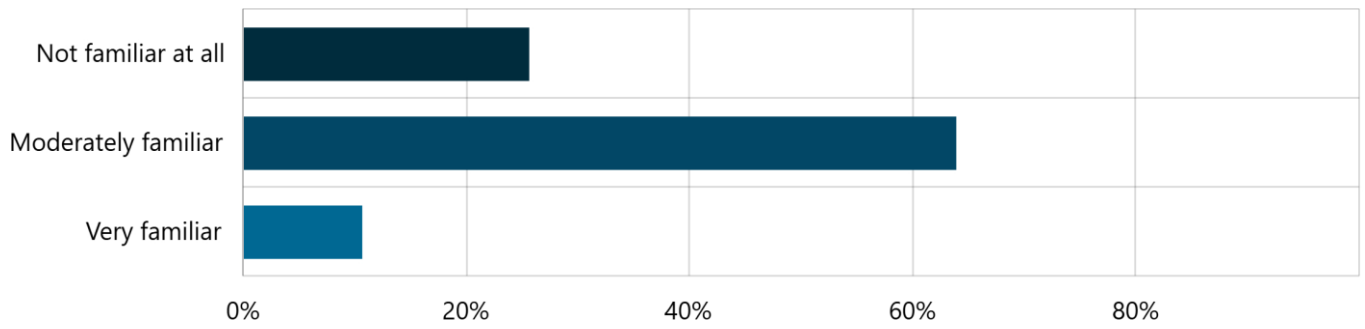
Select Box | Skipped: 8 | Answered: 534 (98.5%)



Answer choices	Percent	Count
Not strong enough	55.24%	295
Just right	22.28%	119
Too strong	6.74%	36
Don't know	15.73%	84
Total	100.00%	534

4. How familiar are you with the City's Lot Maintenance By-law? Required

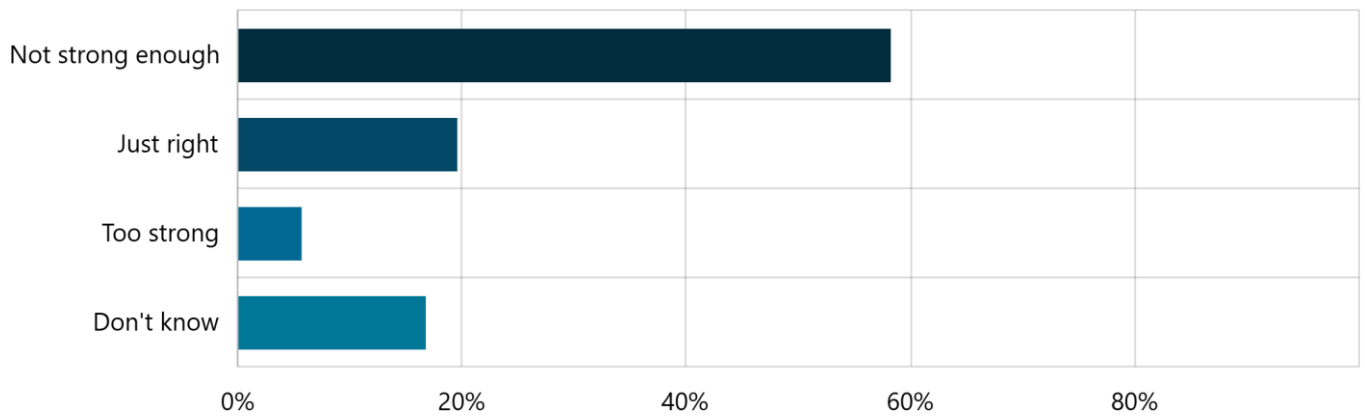
Select Box | Skipped: 14 | Answered: 528 (97.4%)



Answer choices	Percent	Count
Not familiar at all	25.57%	135
Moderately familiar	63.83%	337
Very familiar	10.61%	56
Total	100.00%	528

5. In your opinion, the regulations in the Lot Maintenance By-law are: Required

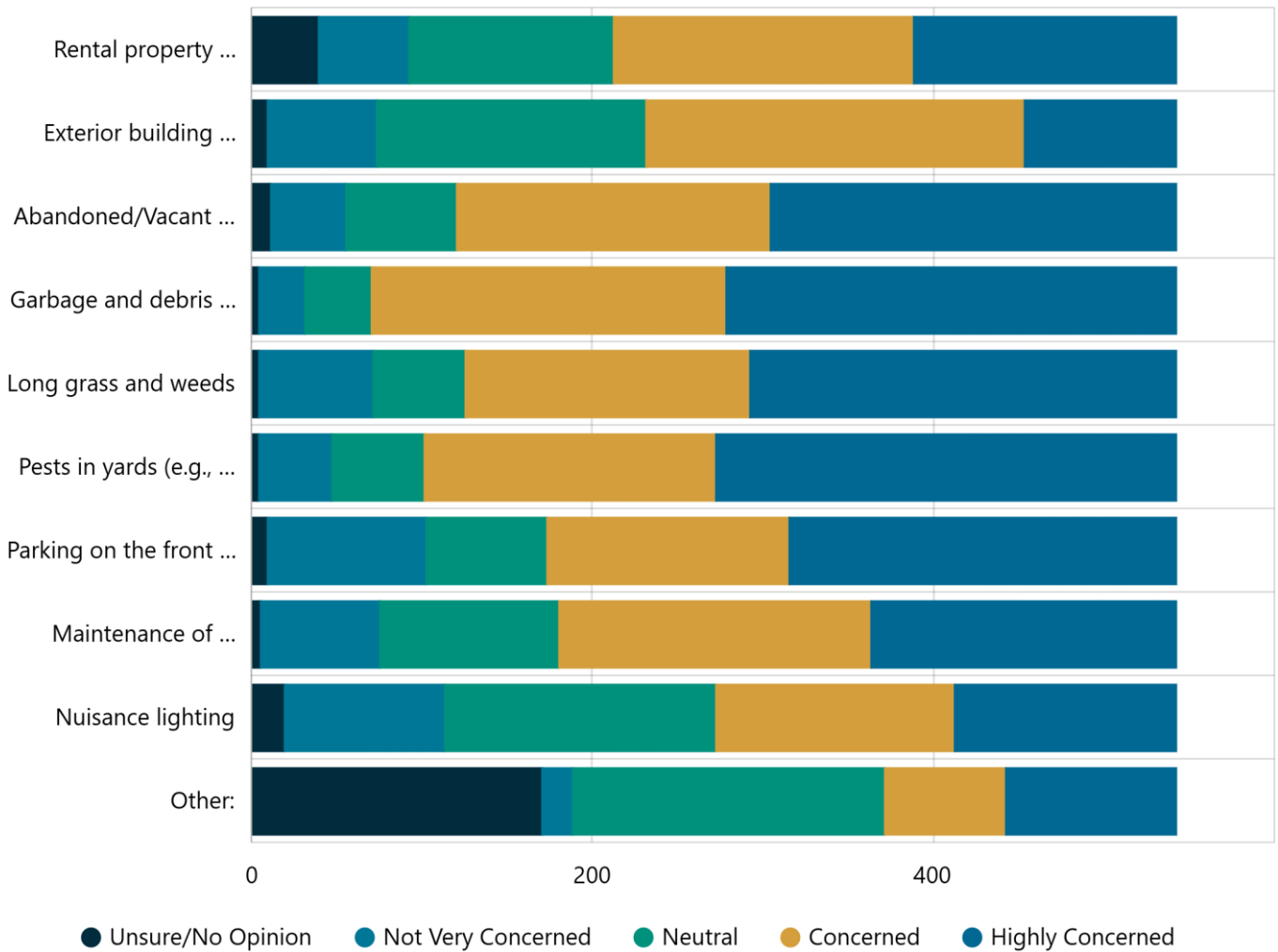
Select Box | Skipped: 9 | Answered: 533 (98.3%)



Answer choices	Percent	Count
Not strong enough	58.16%	310
Just right	19.51%	104
Too strong	5.63%	30
Don't know	16.70%	89
Total	100.00%	533

6. How concerned are you about the following issues in Cambridge? Required

Matrix | Skipped: 0 | Answered: 542 (100%)

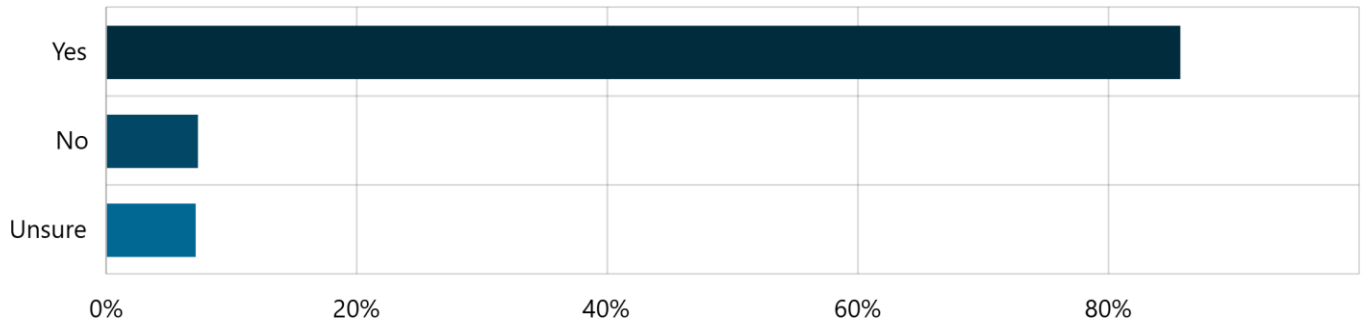


	Unsure/No Opinion	Not Very Concerned	Neutral	Concerned	Highly Concerned	Count	Score
Rental property issues (plumbing, pests, heat)	7.20% 39	9.78% 53	22.14% 120	32.47% 176	28.41% 154	542	3.65
Exterior building condition (roof, siding, windows)	1.66% 9	11.81% 64	29.15% 158	40.96% 222	16.42% 89	542	3.59
Abandoned/Vacant properties	2.03% 11	8.12% 44	11.99% 65	33.95% 184	43.91% 238	542	4.10
Garbage and debris in yards	0.74% 4	4.98% 27	7.20% 39	38.38% 208	48.71% 264	542	4.29

Long grass and weeds	0.74% 4	12.36% 67	9.96% 54	30.81% 167	46.13% 250	542	4.09
Pests in yards (e.g., rodents)	0.74% 4	7.93% 43	9.96% 54	31.55% 171	49.82% 270	542	4.22
Parking on the front Yard	1.66% 9	17.16% 93	13.10% 71	26.20% 142	41.88% 227	542	3.89
Maintenance of driveway and walkways private property	0.92% 5	12.92% 70	19.37% 105	33.76% 183	33.03% 179	542	3.85
Nuisance lighting	3.51% 19	17.34% 94	29.34% 159	25.83% 140	23.99% 130	542	3.49
Other:	31.37% 170	3.32% 18	33.76% 183	13.10% 71	18.45% 100	542	2.84

7. Would greater clarity in the responsibility of occupants/property owners/tenants in rental properties be helpful? Required

Select Box | Skipped: 5 | Answered: 537 (99.1%)



Answer choices	Percent	Count
Yes	85.66%	460
No	7.26%	39
Unsure	7.08%	38
Total	100.00%	537